


Ministry of science and high education RF Ulyanovsk State University Faculty of Medicine named after Biktimirov T.Z., IMEaPC	Form	
F- Discipline working program		

APPROVED
by the decision of the Academic Council of the ULSU Institute of Medicine,
Ecology and Physical Culture
June «19» 2019, № 10/210
Chairman /V.I.Midlenko/
(signature, signature clarification)
«19» of June 2019.



Discipline working program

Discipline	Pediatrics
Faculty	Medical
The department	Pediatrics
Course	IV



Direction (specialty 31.05.01 General medicine)
Form of study full-time


Date of introduction to the educational process of ULSU: "01" September 2019

The program is updated at the meeting of the department: protocol № 1 of 30.08 20 20
The program is updated at the meeting of the department: protocol № 1 of 31.08 20 21
The program is updated at the meeting of the department: protocol № 1 of 31.08. 20 22




Information about the authors:


Name	Department,	Academic degree, scientific rank
Prutskova E.V.	Pediatrics	Assistant

AGREED	AGREED
Head of department of pediatrics, developing discipline	Head of the graduating department of hospital therapy
 <i>signature</i> / <u>Soloveva IL.</u> / <i>Full name</i> «17» June 2019	 <i>signature</i> / <u>Vize-Hripuniva M.A./</u> <i>Full name</i> «17» June 2019

Министерство науки и высшего образования РФ Ульяновский государственный университет	Форма	
Ф-Рабочая программа по дисциплине		

CHANGES LIST
to the work program of the discipline "Pediatrics"
specialty 31.05.01 "General Medicine"

№	Content of the change or link to the attached text of the change	Full name of the head of the department implementing the discipline	Signature	Date
1	Making changes to p.p. c) Professional databases, information and reference systems p. 11 "Educational, methodological and information support of the discipline" with the execution of Attachment 1	Soloveva I.L.		30.08.2020
2	Making changes to p.p. c) Professional databases, information and reference systems p. 11 "Educational, methodological and information support of the discipline" with the execution of Attachment 2	Soloveva I.L.		31.08.2021
3	Making changes to p.p. c) Professional databases, information and reference systems p. 11 "Educational, methodological and information support of the discipline" with the execution of Attachment 3	Soloveva I.L.		31.08.2022

Министерство науки и высшего образования РФ Ульяновский государственный университет	Форма	
Ф-Рабочая программа по дисциплине		

Attachment 1.

б) Программное обеспечение

Система «Антиплагиат.ВУЗ»
 ОС Microsoft Windows
 Microsoft Office 2016
 Мой Офис Стандартный
 Автоматизированная информационная система «Витакор РМИС»
 Statistica Basic Academic for Windows 13

в) Профессиональные базы данных, информационно-справочные системы

1. Электронно-библиотечные системы:

1.1. IPRbooks : электронно-библиотечная система : сайт / группа компаний Ай Пи Ар Медиа. - Саратов, [2020]. – URL: <http://www.iprbookshop.ru>. – Режим доступа: для зарегистрир. пользователей. - Текст : электронный.

1.2. ЮРАЙТ : электронно-библиотечная система : сайт / ООО Электронное издательство ЮРАЙТ. – Москва, [2020]. - URL: <https://www.biblio-online.ru>. – Режим доступа: для зарегистрир. пользователей. - Текст : электронный.

1.3. Консультант студента : электронно-библиотечная система : сайт / ООО Политехресурс. – Москва, [2020]. – URL: http://www.studentlibrary.ru/catalogue/switch_kit/x2019-128.html. – Режим доступа: для зарегистрир. пользователей. – Текст : электронный.

1.4. Лань : электронно-библиотечная система : сайт / ООО ЭБС Лань. – Санкт-Петербург, [2020]. – URL: <https://e.lanbook.com>. – Режим доступа: для зарегистрир. пользователей. – Текст : электронный.

1.5. Znaniium.com : электронно-библиотечная система : сайт / ООО Знаниум. - Москва, [2020]. - URL: <http://znaniium.com>. – Режим доступа : для зарегистрир. пользователей. - Текст : электронный.

1.6. Clinical Collection : коллекция для медицинских университетов, клиник, медицинских библиотек // EBSCOhost : [портал]. – URL: <http://web.a.ebscohost.com/ehost/search/advanced?vid=1&sid=e3ddfb99-a1a7-46dd-ad6eb-2185f3e0876a%40sessionmgr4008>. – Режим доступа : для авториз. пользователей. – Текст : электронный.

2. КонсультантПлюс [Электронный ресурс]: справочная правовая система. /ООО «Консультант Плюс» - Электрон. дан. - Москва : КонсультантПлюс, [2020].

3. Базы данных периодических изданий:

3.1. База данных периодических изданий : электронные журналы / ООО ИВИС. - Москва, [2020]. – URL: <https://dlib.eastview.com/browse/udb/12>. – Режим доступа : для авториз. пользователей. – Текст : электронный.

3.2. eLIBRARY.RU: научная электронная библиотека : сайт / ООО Научная Электронная Библиотека. – Москва, [2020]. – URL: <http://elibrary.ru>. – Режим доступа : для авториз. пользователей. – Текст : электронный

3.3. «Гребенник» : электронная библиотека / ИД Гребенников. – Москва, [2020]. – URL: <https://id2.action-media.ru/Personal/Products>. – Режим доступа : для авториз. пользователей. – Текст : электронный.

4. Национальная электронная библиотека : электронная библиотека : федеральная государственная информационная система : сайт / Министерство культуры РФ ; РГБ. – Москва, [2020]. – URL: <https://нэб.рф>. – Режим доступа : для пользователей научной библиотеки. – Текст : электронный.

5. SMART Imagebase // EBSCOhost : [портал]. – URL: <https://ebsco.smartimagebase.com/?TOKEN=EBSCO-1a2ff8c55aa76d8229047223a7d6dc9c&custid=s6895741>. – Режим доступа : для авториз. пользователей. – Изображение : электронные.

6. Федеральные информационно-образовательные порталы:

6.1. Единое окно доступа к образовательным ресурсам : федеральный портал / учредитель ФГАОУ ДПО ЦРГОП и ИТ. – URL: <http://window.edu.ru/>. – Текст : электронный.

6.2. Российское образование : федеральный портал / учредитель ФГАОУ ДПО ЦРГОП и ИТ. – URL: <http://www.edu.ru>. – Текст : электронный.

7. Образовательные ресурсы УлГУ:

7.1. Электронная библиотека УлГУ : модуль АБИС Мега-ПРО / ООО «Дата Экспресс». – URL: <http://lib.ulsu.ru/MegaPro/Web>. – Режим доступа : для пользователей научной библиотеки. – Текст : электронный.


7.2. Образовательный портал УлГУ. – URL: <http://edu.ulsu.ru>. – Режим доступа : для зарегистрир. пользователей. – Текст : электронный.

Согласовано:

Зам. начальника УИТТ

Клочкова А.В.



Министерство науки и высшего образования РФ Ульяновский государственный университет	Форма	
Ф-Рабочая программа по дисциплине		

Attachment 2.

в) Профессиональные базы данных, информационно-справочные системы

1. Электронно-библиотечные системы:

1.1. IPRbooks : электронно-библиотечная система : сайт / группа компаний Ай Пи Ар Медиа. - Саратов, [2021]. – URL: <http://www.iprbookshop.ru>. – Режим доступа: для зарегистрир. пользователей. - Текст : электронный.

1.2. ЮРАЙТ : электронно-библиотечная система : сайт / ООО Электронное издательство ЮРАЙТ. – Москва, [2021]. - URL: <https://urait.ru>. – Режим доступа: для зарегистрир. пользователей. - Текст : электронный.

1.3. Консультант студента : электронно-библиотечная система : сайт / ООО Политехресурс. – Москва, [2021]. – URL: <https://www.studentlibrary.ru/cgi-bin/mb4x>. – Режим доступа: для зарегистрир. пользователей. – Текст : электронный.

1.4. Консультант врача : электронно-библиотечная система : сайт / ООО Высшая школа организации и управления здравоохранением-Комплексный медицинский консалтинг. – Москва, [2021]. – URL: <https://www.rosmedlib.ru>. – Режим доступа: для зарегистрир. пользователей. – Текст : электронный.

1.5. Большая медицинская библиотека : электронно-библиотечная система : сайт / ООО Букап. – Томск, [2021]. – URL: <https://www.books-up.ru/ru/library/> . – Режим доступа: для зарегистрир. пользователей. – Текст : электронный.

1.6. Лань : электронно-библиотечная система : сайт / ООО ЭБС Лань. – Санкт-Петербург, [2021]. – URL: <https://e.lanbook.com>. – Режим доступа: для зарегистрир. пользователей. – Текст : электронный.

1.7. Znanium.com : электронно-библиотечная система : сайт / ООО Знаниум. - Москва, [2021]. - URL: <http://znanium.com> . – Режим доступа : для зарегистрир. пользователей. - Текст : электронный.

1.8. Clinical Collection : коллекция для медицинских университетов, клиник, медицинских библиотек // EBSCOhost : [портал]. – URL: <http://web.b.ebscohost.com/ehost/search/advanced?vid=1&sid=9f57a3e1-1191-414b-8763-e97828f9f7e1%40sessionmgr102> . – Режим доступа : для авториз. пользователей. – Текст : электронный.

1.9. Русский язык как иностранный : электронно-образовательный ресурс для иностранных студентов : сайт / ООО Компания «Ай Пи Ар Медиа». – Саратов, [2021]. – URL: <https://ros-edu.ru>. – Режим доступа: для зарегистрир. пользователей. – Текст : электронный.

2. КонсультантПлюс [Электронный ресурс]: справочная правовая система. /ООО «Консультант Плюс» - Электрон. дан. - Москва : КонсультантПлюс, [2021].

3. Базы данных периодических изданий:

3.1. База данных периодических изданий : электронные журналы / ООО ИВИС. - Москва, [2021]. – URL: <https://dlib.eastview.com/browse/udb/12>. – Режим доступа : для авториз. пользователей. – Текст : электронный.

3.2. eLIBRARY.RU: научная электронная библиотека : сайт / ООО Научная Электронная Библиотека. – Москва, [2021]. – URL: <http://elibrary.ru>. – Режим доступа : для авториз. пользователей. – Текст : электронный

3.3. «Grebennikon» : электронная библиотека / ИД Гребенников. – Москва, [2021]. – URL: <https://id2.action-media.ru/Personal/Products>. – Режим доступа : для авториз. пользователей. – Текст : электронный.

4. Национальная электронная библиотека : электронная библиотека : федеральная государственная информационная система : сайт / Министерство культуры РФ ; РГБ. – Москва, [2021]. – URL: <https://нэб.рф>. – Режим доступа : для пользователей научной библиотеки. – Текст : электронный.

5. SMART Imagebase // EBSCOhost : [портал]. – URL: <https://ebsco.smartimagebase.com/?TOKEN=EBSCO-1a2ff8c55aa76d8229047223a7d6dc9c&custid=s6895741>. – Режим доступа : для авториз. пользователей. – Изображение : электронные.

6. Федеральные информационно-образовательные порталы:

6.1. **Единое окно доступа к образовательным ресурсам** : федеральный портал / учредитель ФГАОУ ДПО ЦРГОП и ИТ. – URL: <http://window.edu.ru/> . – Текст : электронный.


6.2. **Российское образование** : федеральный портал / учредитель ФГАОУ ДПО ЦРГОП и ИТ. – URL: <http://www.edu.ru>. – Текст : электронный.

7. Образовательные ресурсы УлГУ:

7.1. Электронная библиотека УлГУ : модуль АБИС Мега-ПРО / ООО «Дата Экспресс». – URL: <http://lib.ulsu.ru/MegaPro/Web>. – Режим доступа : для пользователей научной библиотеки. – Текст : электронный.

Согласовано:

Зам. зам. УИТГ *Ключикова МВ* *[подпись]*
 Должность сотрудника УИТГ ФИО Подпись дата

Министерство науки и высшего образования РФ Ульяновский государственный университет	Форма	
Ф-Рабочая программа по дисциплине		

Attachment 3.

Профессиональные базы данных, информационно-справочные системы

1. Электронно-библиотечные системы:

1.1. Цифровой образовательный ресурс IPRsmart : электронно-библиотечная система : сайт / ООО Компания «Ай Пи Ар Медиа». - Саратов, [2022]. – URL: <http://www.iprbookshop.ru>. – Режим доступа: для зарегистрир. пользователей. – Текст : электронный.

1.2. Образовательная платформа ЮРАЙТ : образовательный ресурс, электронная библиотека : сайт / ООО Электронное издательство ЮРАЙТ. – Москва, [2022]. - URL: <https://urait.ru>. – Режим доступа: для зарегистрир. пользователей. – Текст : электронный.

1.3. База данных «Электронная библиотека технического ВУЗа (ЭБС «Консультант студента») : электронно-библиотечная система : сайт / ООО Политехресурс. – Москва, [2022]. – URL: <https://www.studentlibrary.ru/cgi-bin/mb4x>. – Режим доступа: для зарегистрир. пользователей. – Текст : электронный.

1.4. Консультант врача. Электронная медицинская библиотека : база данных : сайт / ООО Высшая школа организации и управления здравоохранением-Комплексный медицинский консалтинг. – Москва, [2022]. – URL: <https://www.rosmedlib.ru>. – Режим доступа: для зарегистрир. пользователей. – Текст : электронный.

1.5. Большая медицинская библиотека : электронно-библиотечная система : сайт / ООО Букап. – Томск, [2022]. – URL: <https://www.books-up.ru/ru/library/>. – Режим доступа: для зарегистрир. пользователей. – Текст : электронный.

1.6. ЭБС Лань : электронно-библиотечная система : сайт / ООО ЭБС Лань. – Санкт-Петербург, [2022]. – URL: <https://e.lanbook.com>. – Режим доступа: для зарегистрир. пользователей. – Текст : электронный.

1.7. ЭБС Znanium.com : электронно-библиотечная система : сайт / ООО Знаниум. - Москва, [2022]. - URL: <http://znanium.com>. – Режим доступа : для зарегистрир. пользователей. - Текст : электронный.

1.8. Clinical Collection : научно-информационная база данных EBSCO // EBSCOhost : [портал]. – URL: <http://web.b.ebscohost.com/ehost/search/advanced?vid=1&sid=9f57a3e1-1191-414b-8763-e97828f9f7e1%40sessionmgr102>. – Режим доступа : для авториз. пользователей. – Текст : электронный.

1.9. База данных «Русский как иностранный» : электронно-образовательный ресурс для иностранных студентов : сайт / ООО Компания «Ай Пи Ар Медиа». – Саратов, [2022]. – URL: <https://ros-edu.ru>. – Режим доступа: для зарегистрир. пользователей. – Текст : электронный.

2. КонсультантПлюс [Электронный ресурс]: справочная правовая система. /ООО «Консультант Плюс» - Электрон. дан. - Москва : КонсультантПлюс, [2022].

3. Базы данных периодических изданий:

3.1. База данных периодических изданий EastView : электронные журналы / ООО ИВИС. - Москва, [2022]. – URL: <https://dlib.eastview.com/browse/udb/12>. – Режим доступа : для авториз. пользователей. – Текст : электронный.

3.2. eLIBRARY.RU: научная электронная библиотека : сайт / ООО Научная Электронная Библиотека. – Москва, [2022]. – URL: <http://elibrary.ru>. – Режим доступа : для авториз. пользователей. – Текст : электронный

3.3. Электронная библиотека «Издательского дома «Гребенников» (Grebinnikon) : электронная библиотека / ООО ИД Гребенников. – Москва, [2022]. – URL: <https://id2.action-media.ru/Personal/Products>. – Режим доступа : для авториз. пользователей. – Текст : электронный.

4. Федеральная государственная информационная система «Национальная электронная библиотека» : электронная библиотека : сайт / ФГБУ РГБ. – Москва, [2022]. – URL: <https://нэб.рф>. – Режим доступа : для пользователей научной библиотеки. – Текст : электронный.

5. SMART Imagebase : научно-информационная база данных EBSCO // EBSCOhost : [портал]. – URL: <https://ebSCO.smartimagebase.com/?TOKEN=EBSCO-1a2ff8c55aa76d8229047223a7d6dc9c&custid=s6895741>. – Режим доступа : для авториз. пользователей. – Изображение : электронные.


6. Федеральные информационно-образовательные порталы:

6.1. Единое окно доступа к образовательным ресурсам : федеральный портал . – URL: <http://window.edu.ru/>. – Текст : электронный.

6.2. Российское образование : федеральный портал / учредитель ФГАУ «ФИЦТО». – URL: <http://www.edu.ru>. – Текст : электронный.

7. Образовательные ресурсы УлГУ:

7.1. Электронная библиотечная система УлГУ : модуль «Электронная библиотека» АБИС Мега-ПРО / ООО «Дата Экспресс». – URL: <http://lib.ulsu.ru/MegaPro/Web>. – Режим доступа : для пользователей научной библиотеки. – Текст : электронный.

Министерство науки и высшего образования РФ Ульяновский государственный университет	Форма	
Ф-Рабочая программа дисциплины		

1. GOALS AND OBJECTIVES OF DEVELOPMENT OF DISCIPLINE::

The objectives of mastering the discipline:

1. the formation of ideas about the course of pathological processes associated with age-related anatomical and physiological changes in different periods of childhood;
2. training of a doctor focused on issues of somatic and infectious pathology in children;
3. acquisition of skills for diagnosis, treatment, preventive and anti-epidemic measures in children of different ages and with various somatic and infectious diseases.

Discipline Tasks

1. to teach students to communicate with a healthy and sick child and his parents and comply with deontological norms and principles;
2. the formation of an understanding of the basic anatomical and physiological characteristics of the child's body at different age periods in connection with pathology;
3. the formation of students' ideas about the features of the course of somatic and infectious diseases in children;
4. training in effective methods for the diagnosis and treatment of diseases in children;
5. the formation in students of the necessary practical skills necessary in the professional activities of a pediatrician, general practitioner.

2. PLACE OF DISCIPLINE IN THE STRUCTURE OF BPEP:

2.1 Discipline refers to study section B1. B. 31 "Professional cycle", the basic part.

The teaching of the discipline is partly in English (lectures in English, practical classes in Russian).

To study the discipline, knowledge, skills and abilities formed by previous disciplines / practices that determine readiness for further training are necessary. This knowledge is logically and substantively methodically formed on the basis of the study of previous disciplines:

- Bioethics

Knowledge: moral and legal norms accepted in society, principles of deontology

Skills: to implement the ethical and deontological aspects of medical activity in communication with colleagues, nursing staff, children and adolescents, their parents and relatives

- Biochemistry

Knowledge: the main biochemical processes in the human body are normal and with pathology

Skills: interpret the results of biochemical analyzes of biological media

- Histology, embryology, cytology

Knowledge: the basic laws of the development of tissues, organs and systems of the human body are normal, critical periods of their laying, possible developmental disorders

- Microbiology, virology

Knowledge: obligate microflora of the person, the main causative agents of infectious diseases

Skills: interpret the results of bacteriological, virological and serological studies of human biological environments


- Immunology

Knowledge: the basic laws of the immune response in normal and pathological conditions

Skills: interpret the results of studies of the human immune status

- Pharmacology

Knowledge: drugs of the main pharmacological groups, their pharmacodynamics and pharmacokinetics in the conditions of the main pathological conditions, undesirable drug reactions

Министерство науки и высшего образования РФ Ульяновский государственный университет	Форма	
Ф-Рабочая программа дисциплины		

Skills: prescribe drugs for major human diseases

Skills: calculating the dose of essential drugs for pathology in children of different ages

- Pathological anatomy, clinical pathological anatomy

Knowledge: features of pathomorphology in major human diseases, age-related features in children

Skills: interpret the results of pathomorphological studies

- Pathophysiology, clinical pathophysiology

Knowledge: the basic laws of human pathology, the pathogenesis of the main groups of diseases

Skills: to analyze the patterns of functioning of various organs and systems in various diseases and pathological processes

- Hygiene

Knowledge: knowledge of basic hygiene standards

Skills: to interpret the results of studies of environmental factors, their impact on the body of a healthy person and in pathology

Skills: assessment of the adverse effects of environmental factors on the child's body, their impact on the course of the pathological process, development of measures to prevent them, assessing the adequacy of the diet, its provision with basic nutrients

- Public health and healthcare, healthcare economics

Knowledge: the basics of the organization of the health care system, the main parameters of the effectiveness of the health care facilities, demographic indicators and methods for their calculation

Skills: assess the dynamics of demographic indicators, evaluate the performance of health facilities

Skills: working with medical documentation, its proper execution, statistical processing of medical data, examination of temporary disability

-Dermatovenerology

Knowledge: etiology, pathogenesis and features of the clinical picture in diseases of the skin and its appendages

Skills: to interpret objective data and the results of instrumental and laboratory studies in diseases of the skin and its appendages

Skills: examination of children with diseases of the skin and its appendages, the appointment of treatment

- Neurology, medical genetics

Knowledge: etiology, pathogenesis and features of the clinical picture in the pathology of the nervous system and hereditary diseases

Skills: to interpret objective data and the results of instrumental and laboratory studies in the pathology of the nervous system and hereditary diseases

Skills: examination of children with pathology of the nervous system and hereditary diseases, prescribing treatment

- Otorhinolaryngology


Knowledge: etiology, pathogenesis and features of the clinical picture in diseases of ENT organs

Skills: to interpret the data of objective and laboratory-instrumental studies of children with pathology of ENT organs

Skills: examination of children with pathology of ENT organs and prescribing therapy

- Faculty therapy, occupational diseases

Knowledge: etiology, pathogenesis, clinical picture, course features and possible complications of the most common diseases and occupational pathologies in adults occurring in a typical form, modern methods for their diagnosis and treatment

Министерство науки и высшего образования РФ Ульяновский государственный университет	Форма	
Ф-Рабочая программа дисциплины		

Skills: interpretation of data from objective and laboratory-instrumental examinations of adult patients with the most common diseases and professional pathology

Skills: prescribing an examination plan, differential diagnosis and treatment for the most common diseases and occupational pathology in adult patients

obstetrics and gynecology

Knowledge: diagnostics and management of physiological and pathological pregnancy, diagnostics and treatment of its complications, benefits during obstetric care, indications for surgical delivery, peculiarities of the course and pathology of the postpartum period in women; etiology, pathogenesis, clinical presentation, course features and possible complications of the most common gynecological pathology in women and girls

Skills: assessment of the condition of the fetus and newborn, interpretation of prenatal diagnosis data; interpretation of objective and laboratory-instrumental examination data for major gynecological diseases in girls

Skills: pre- and intrapartum diagnostics of the pathology of the fetus and newborn baby; the appointment of a survey plan, differential diagnosis and treatment for major gynecological diseases in girls

The basics of children's health

Knowledge: the basic laws of growth and development of the child, age characteristics

Skills: assessment of the physical and neuropsychic development of children of different ages

Skills: examining a healthy child

Propaedeutics of childhood diseases

Knowledge: the main symptoms and syndromes for major diseases in children

Skills: interpretation of objective examination data in children

Skills: objective examination (palpation of percussion, auscultation) in children

2.2. The study of the discipline is necessary for knowledge, skills formed by subsequent disciplines / practices:

- Clinical Pharmacology

Knowledge: drugs of the main pharmacological groups, their pharmacodynamics and pharmacokinetics in the conditions of the main pathological conditions, undesirable drug reactions and drug interactions

Skills: prescribe drugs for major human diseases

Skills: calculating the dose of essential drugs for pathology in children of different ages, the appointment of complex drug therapy

- Phthisiology

Knowledge: epidemiology, pathogenesis, features of the clinical picture, methods of diagnosis and treatment of the main forms of tuberculosis of various localization in adults and children

Skills: interpretation of objective and laboratory-instrumental examination data for tuberculosis in adults and children

Skills: designation of an examination plan, differential diagnosis, drug and surgical treatment, primary and secondary prevention of tuberculosis in adults and children

- Dentistry


Knowledge: etiology, pathogenesis and features of the clinical picture in diseases of the oral cavity

Skills: to interpret the data of objective and laboratory-instrumental studies of children with pathology of the oral cavity

Skills: examination of children with oral pathology and prescribing therapy

- Oncology, radiation therapy

Knowledge: epidemiology, pathogenesis, clinical features, diagnostic methods and modern protocols for the treatment of major cancer diseases in adults and children

Министерство науки и высшего образования РФ Ульяновский государственный университет	Форма	
Ф-Рабочая программа дисциплины		

Skills: interpretation of objective and laboratory-instrumental examination data for major oncological diseases in adults and children

Skills: designation of an examination plan, differential diagnosis, chemotherapy, radiation therapy and surgical treatment for major cancer diseases in adults and children

- Children's surgery

Knowledge: etiology, pathogenesis, clinical presentation, course features and possible complications of the most common surgical pathologies in children, modern methods for their diagnosis and treatment, indications for surgical treatment

Skills: interpretation of objective and laboratory-instrumental examination data for surgical pathology in children

Skills: appointment of a plan of examination, differential diagnosis and treatment of children with surgical pathology, their management in the pre- and postoperative period

- Outpatient and emergency pediatrics

Knowledge: the principles of preventive medicine, the organization of medical care at the outpatient stage, the follow-up and prevention of underlying diseases in children, etiology, pathogenesis, clinical features and diagnosis of emergency conditions in children, the principles of first aid and emergency treatment in children at the prehospital stage

Skills: organization of monitoring and conducting preventive measures in healthy and sick people at the site, in organized groups, interpretation of objective and laboratory-instrumental examination data for acute and exacerbation of chronic diseases in children at the prehospital stage, diagnosis and treatment of emergency conditions in children

Skills: working with medical documentation in outpatient hospitals, dispensary monitoring of healthy and sick children, conducting sanitary and anti-epidemic and preventive measures in children's groups, vaccine prophylaxis, first aid in emergency situations in children, assigning an examination plan, differential diagnosis, treatment of acute and exacerbation of chronic diseases in children at the prehospital stage

- Medical rehabilitation

Knowledge: the basics of sanogenesis and rehabilitation for various diseases and pathological conditions

Skills: developing rehabilitation programs for the pathology of various organs and systems, evaluating their effectiveness

Skills: the appointment of rehabilitation programs for various diseases in children of different ages.

- Psychiatry, medical psychology 5 year

Knowledge: etiology, pathogenesis and features of the clinical picture of mental illnesses, behavioral characteristics of children of different age groups

Skills: assessment of a child's cognitive function, his mental health, analysis of interpersonal (including parent-child) relationships

Skills: examination of children with mental illness and borderline mental disorders, prescribing treatment, psychological counseling


- Ophthalmology 5 course

Knowledge: etiology, pathogenesis and features of the clinical picture in the pathology of organs of vision

Skills: to interpret the data of objective and laboratory-instrumental studies of children with pathology of the organs of vision

Skills: examination of children and prescribing therapy for them with pathology of the organs of vision

- Propaedeutics of internal diseases, radiation diagnostics

Министерство науки и высшего образования РФ Ульяновский государственный университет	Форма	
Ф-Рабочая программа дисциплины		

Knowledge: the main symptoms and syndromes in the main diseases of adult patients, the basic methods of radiation diagnostics, the rules for the preparation and conduct of radiation diagnostic methods, signs of norm and pathology with different methods of radiation diagnosis

Skills: interpretation of data from an objective examination of adult patients and the results of radiation diagnostic methods

Skills: objective examination (palpation of percussion, auscultation) of adult patients, the appointment of radiation diagnostic methods, preparation for them

- Hospital therapy

Knowledge: etiology, pathogenesis, clinical picture, features of the course and possible complications of the main groups of diseases in adults, features of the course of combined pathology, diagnosis and combination therapy

Skills: interpretation of data from objective and laboratory-instrumental examination of adult patients with combined pathology

Skills: designation of an examination plan, differential diagnosis and treatment for combined pathology in adult patients

- Infectious diseases


Knowledge: epidemiology, etiology, pathogenesis, clinical presentation, diagnostic methods and treatment of major infectious and parasitic diseases in adult patients

Skills: interpretation of data from objective and laboratory-instrumental examination of adult patients with major infectious diseases


Skills: designation of an examination plan, differential diagnosis, treatment of primary and secondary prevention of major infectious diseases in adult patients

3. LIST OF PLANNED RESULTS OF TRAINING IN THE DISCIPLINE (MODULE) RELATED TO THE PLANNED RESULTS OF THE DEVELOPMENT OF THE BASIC VOCATIONAL EDUCATIONAL PROGRAM


Code and name of competency	The list of planned learning outcomes by discipline (module), correlated with indicators of achievement of competencies
GPC - 6	<p>Know:</p> <ul style="list-style-type: none"> • The structure and indicators of infant mortality, ways to reduce them; • Regulatory orders and procedures for providing medical assistance to children at the outpatient and inpatient stages • Accounting forms of medical documentation in a poly-clinic and hospital • The concept of patronage, their types and measures taken • The structure and organization of the work of children's clinics and hospitals <p>Be able to:</p> <ul style="list-style-type: none"> • Fill out medical records • Work with orders and procedures for providing medical assistance to children • Prepare a pregnant woman for future motherhood. • Help the family in organizing the care of the newborn, creating conditions for its harmonious development. <p>Own:</p> <ul style="list-style-type: none"> • The ability to draw up an individual schedule of vaccination and dispensary observation of a child with any nosological pathology

Министерство науки и высшего образования РФ Ульяновский государственный университет	Форма	
Ф-Рабочая программа дисциплины		


	<ul style="list-style-type: none"> • Ability to learn gymnastics, massage, tempering activities. • The case for the benefits of breastfeeding and vaccination • Definition of a group of health in children in an age aspect; • Definition of indications for hospitalization of a child or adolescent and organize it
GPC - 5	<p>Know:</p> <ul style="list-style-type: none"> • Features of collecting an anamnesis of life and illness of a child • Features of the genetic predisposition of the development of diseases • Age norms of the physical and neuropsychic development of the child • Age standards for laboratory research • Scheme for the interpretation of x-ray examination of the organs of the chest and bone system of the child. Physiological norms, the concept of passport and biological ages. • Schemes for calculating the amount of feeding for a child of the first year of life and older. <p>Be able to:</p> <ul style="list-style-type: none"> • Collect and evaluate the history of life and illness of the child. • Collect a family history, determine the hereditary predisposition. • Carry out a physical examination of the child and evaluate the data obtained in comparison with the age norm. • Evaluate data from clinical tests of blood, urine, basic biochemical and immunological indicators of blood in an age-related aspect. • Evaluate X-ray examination of the chest and bone system of the child. • Prescribe rational feeding to a child of the first year of life and nutrition to a child older than a year. • Assess the condition of the sick child and choose the right tactics: treatment at home, in the hospital, emergency hospitalization, hospitalization in the intensive care unit. • Choose a sanatorium appropriate for a child's chronic illness. <p>Own:</p> <ul style="list-style-type: none"> • A method of collecting hereditary, social and biological history of a healthy, sick child and his parents • Skills of making a preliminary diagnosis based on the results of studies of human biological fluids; • Algorithm for making a preliminary diagnosis for children and adolescents with their subsequent referral to an additional examination and to specialist doctors; an algorithm for setting up a detailed clinical diagnosis for sick children and adolescents, using the methods of general clinical examination of children and adolescents; interpretation of the results of laboratory, instrumental diagnostic methods in children and adolescents; calculating the dose of essen-

Министерство науки и высшего образования РФ Ульяновский государственный университет	Форма	
Ф-Рабочая программа дисциплины		

	<p>tial drugs used in pediatric practice, depending on the age of the patient;</p> <ul style="list-style-type: none"> • Skills of preventive measures for the most common diseases, depending on the age of the children; • Own methods of selecting and prescribing drug therapy, non-drug treatment, methods of conducting rehabilitation measures • Interpretation of the general analysis of blood, urine, feces. tests on Zimnitsky, Addis-Kakovsky, Nechiporenko. • Interpret biochemical blood tests (electrolytes, urea, creatinine, residual nitrogen, transaminases, diastase, LDH, alkaline phosphatase, CRP, DPA, ASL - O, bilirubin, cholesterol, total protein, protein fractions, sugar. Myelogram. • Interpret the results of fractional studies of gastric and duodenal contents. • Radiographs of the lungs, heart, kidneys, gastrointestinal tract, broncho-gram, excretory urography, cholecystography.
GPC - 6	<p>Know:</p> <ul style="list-style-type: none"> • The basics of perinatal pathology, pathology of the neonatal period, diseases of children of early and older age. • Features of the course, diagnosis and treatment of diseases in children: <ul style="list-style-type: none"> - anemia - rickets - dystrophy in children under 3 years old - acute respiratory diseases - acute bronchitis - acute pneumonia - bronchial asthma - tuberculosis - rheumatism - rheumatoid arthritis - diffuse connective tissue diseases - systemic vasculitis - hemorrhagic diathesis - acute airborne infections - acute leukemia - hemorrhagic vasculitis - thrombocytopenic purpura - hemophilia - glomerulonephritis - pyelonephritis - gastroduodenitis - peptic ulcer of the stomach and duodenum - cholecystitis

Министерство науки и высшего образования РФ Ульяновский государственный университет	Форма	
Ф-Рабочая программа дисциплины		

	<ul style="list-style-type: none"> - hepatocholecystitis - acute and chronic viral hepatitis - acute intestinal infections - rash infections - airborne infections • The principles of dispensary observation of sick children, the principles of raising a healthy child. <p>Be able to:</p> <ul style="list-style-type: none"> • Diagnose and conduct differential diagnosis, draw up, implement a plan of treatment, rehabilitation and prevention of diseases in children. • Provide emergency care in the following conditions: <ul style="list-style-type: none"> - hyperthermic syndrome - bronchial obstructive syndrome convulsive syndrome - croup syndrome - infectious toxic shock acute adrenal insufficiency - acute allergic reaction • Evaluate: <ul style="list-style-type: none"> The state of the newborn on the Apgar scale. 1. Neurological status of newborns and premature babies. 2. The degree of malnutrition in the child. 3. The degree of cardiovascular, respiratory, renal and liver failure. 4. The boundaries of the heart in different age periods. 5. The severity of the condition of the child. <p>Spend:</p> <ol style="list-style-type: none"> 1. Determination of the boundaries of the heart and liver in different age groups 2. The primary toilet of the newborn. 3. Postural drainage, and vibration massage with obstructive syndrome. 4. Reflexotherapy of paroxysmal tachycardia. 5. Feeding a healthy full-term and premature baby. 6. Correction of nutrition with varying degrees of malnutrition. <p>Own:</p> <ul style="list-style-type: none"> • methods of objective research of the main organs and systems of children and adolescents, diagnosis according to ICD - X revision - methods of laboratory and instrumental examination of organs and systems of children and adolescents;
--	---

Министерство науки и высшего образования РФ Ульяновский государственный университет	Форма	
Ф-Рабочая программа дисциплины		

4. TOTAL DIFFICULTY OF DISCIPLINE

4.1. The volume of discipline in credit units (total) 9

4.2. The volume of discipline by type of educational work (in hours) 324

For each form of training: full-time


Type of study	Number of hours (form of study ___ full-time ___)			
	Total by plan	including semesters		
		Semester No. 7	Semester No. 7	
1	2	3	4	5
Contact work of students with the teacher in accordance with the curriculum	324	162	162	
Auditory lessons:	192	90	102	
lectures	54	18	36	
Seminars and workshops	138	72 (12)	66 (12)	
laboratory works, workshops	-	-	-	
Independent work	96	72	24	
The form of current knowledge control and control independent work: testing, counter. work, colloquium, abstract, etc. (not less than 2 types)	-	Опрос, тестовый контроль, реферат	Опрос, тестовый контроль, реферат	
Course work	-	-	-	
Types of intermediate certification (exam, test)	36	зачёт	36 экзамен	
Total hours for discipline	324	162	162	

4.3. The content of the discipline (module.) Distribution of hours by topics and types of academic work:


For each form of training: full-time / part-time / part-time, a separate table is filled out.

Full-time form of education


Title and sections and topics	Total	Types of Training				The form of technical control of	
		Classroom activities			Online Classes lectures		Independent work
		lectures	Practical classes, seminars	Laboratory work, workshops			

Министерство науки и высшего образования РФ Ульяновский государственный университет	Форма	
Ф-Рабочая программа дисциплины		


							knowledge
1	2	3	4	5	6	7	8
Part 1. Propaedeutics of childhood diseases.							
1. Introduction to propaedeutics. History of blighty pediatrics.	6	-	-			6	
2. Acquaintance with the organization and principles of work in a children's hospital. Features of the collection of history in children and parents. Anamnesis collection technique. Evaluation of the data.	6	-	-			6	
3. The periods of childhood. Physical and mental development of children. The laws of increasing mass and body length, other parameters. Age features, semiotics of violations. Assessment of neuropsychic development.	8	2	6			-	
4. General examination of a healthy and sick child. Anatomical and physiological features and methods of skin research. S / c fatty tissue, l / nodes, musculoskeletal system. Semiotics of violations.	8	2	6			-	
5. Anatomical and physiological features respiratory and circulatory organs. Inspection Technique. Functional products. Semiotics of the main lesions.	8	2	6			-	
6. Features of blood formation in children. Peripheral blood counts depending on age. Assessment of blood tests. Semiotics of the main lesions. Inspection Technique.	8	2	6			-	
7. Anatomical and physiological features of the digestive and urinary organs. Inspection Technique. Semiotics of the main lesions. Assessment of urine tests, coprograms, second-hand analyzes.	14	2	6			6	
8. Feeding: natural, mixed, artificial. The advantage of natural feeding. Hypogalactia: preventive measures, stimulation of lactation. Characteristics of milk mixtures. Features of feeding premature infants.	8	2	6			-	
Part 2. Neonatology							
1. Problems of neonatology. In-	8	2	-			6	

Министерство науки и высшего образования РФ Ульяновский государственный университет	Форма	
Ф-Рабочая программа дисциплины		

fant mortality and ways to reduce it: solving the problem of miscarriage, family planning program, improving perinatal diagnosis. Premature baby. The structure of the incidence of newborns.							
2. Newborn baby: physiology, signs of full-term. Apgar scale. Newborn care technique. Prematurity. Causes of miscarriage, clinical signs, especially care. Organization of departments of newborns and premature babies.	16	2	6		2	6	
3. Intrauterine infections CMV, herpes, chlamydia, toxoplasmosis. bacterial sepsis	8	2	0			6	
4. Hemolytic disease of the newborn. Definition, causes and predisposing factors. Pathogenesis, clinic, diagnosis and treatment. Sepsis of the newborn.	10	2	6		2	-	
5. Pathology of the neonatal period. Perinatal damage to the central nervous system of hypoxic-traumatic origin (brain and spinal cord).	8	2	-			6	
Part 3. Diseases of young children.							
1. Rickets. Clinical and laboratory changes. Diagnostics. Difdiagnosis with tubulopathies and rickets-like diseases. The concept of hypervitaminosis "D". Drawing up a treatment and prevention plan.	10	2	6		2		
2. Iron deficiency anemia. Clinic, hematological diagnostics. Differential diagnosis with other types of anemia. Treatment, prevention.	10	2	6		2	-	
3. Chronic eating disorders: pre- and postnatal dystrophies of I - II - III degrees.	2	2	-			-	
4. Allergic, lymphatic-hypoplastic, neuro-arthritis diathesis.	6	-	-			6	
5. Congenital heart defects. Clinic, diagnosis, treatment. Acute and chronic cardiovascular failure. Etiology, pathogenesis, clinic, treatment program.	10	2	6		2	-	
Part 4. Diseases of older children.							
1. Acute pneumonia. Clinic, diagnosis, differential diagnosis and treatment. Acute respiratory failure. Urgent Care.	10	2	6		2	-	

Министерство науки и высшего образования РФ Ульяновский государственный университет	Форма	
Ф-Рабочая программа дисциплины		

2. Bronchial asthma and chronic bronchopulmonary diseases. Etiology, pathogenesis. Clinical features. Diagnostics. Differential diagnosis, treatment, prevention. Asthmatic status. Emergency help with an attack of bronchial asthma, asthmatic status.	15	2	6		1	6	
3. Bronchitis in children of various ages. Acute simple and obstructive bronchitis, diagnosis, therapeutic tactics.	8	2	-			6	
4. Acute rheumatic fever. Etiopathogenesis. Clinic. Diagnostic criteria. Stages of treatment. Primary and secondary prophylaxis. Dispensary observation.	6	-	6			-	
5. Diffuse diseases of the connective tissue. Etiology and pathogenesis. Features of the course of systemic lupus erythematosus, dermatomyositis, systemic scleroderma in children. Juvenile rheumatoid arthritis.	8	2				6	
6 .. Leukemia. Classification. Etiopathogenesis. Clinical "masks", examination methods. Treatment. Forecast.	15	2	6		1	6	
7. Hemorrhagic diathesis. Classification. Clinic. Diagnostics. Differential diagnosis. Treatment, prevention.	10	2	6		2	-	
8. Diseases of the urinary system. Acute and chronic glomerulonephritis and pyelonephritis. The main syndromes. Differential diagnosis. Treatment, prophylaxis	9	2	6		1	-	
9. Diseases of the gastrointestinal tract in children. Acute and chronic g-street, duodenitis, gastric ulcer and 12 duodenal ulcer, pancreatitis, cholecystitis, biliary dyskinesia. Etiopathogenesis. Clinic. Diagnostics. Treatment.	16	2	6		2	6	
10. "Flu infections": measles, rubella, scarlet fever, chicken pox. Etiopathogenesis, epidemiology, clinic, treatment and prevention.	10	2	6		2	-	
11. Airborne droplets infections: whooping cough, epidaro-tit, diphtheria. Clinic, diagnostics, treatment and prevention. Emergency care for apnea in a patient with club.	6	-	6			-	

Министерство науки и высшего образования РФ Ульяновский государственный университет	Форма	
Ф-Рабочая программа дисциплины		

Events in ocha-ge.							
12. Acute intestinal infections. Epidemiology. Etiopathogenesis. Clinical forms. Complications Criteria for the degree of dehydration. Treatment, prevention.	12	-	6			6	
13. Meningococcal infection, classification, pathogenesis, clinic, treatment, prophylaxis.	2	2					
Part 5. Outpatient pediatrics							
1. Clinic: patronage of newborns and infants. Technique of care and feeding of newborns. Signs of full term. Mode of rest and nutrition of a nursing mother.	14	2	6			6	
2. Clinic: organization of work of departments. Work in the office of a healthy child and at a reception. Clinical examination of children. Health groups. Documentation of the site.	8	-	6		2	-	
3. Work in a vaccination cabinet, documentation. Calendar of vaccinations. Complications after vaccinations. Treatment of post-vaccination complications.	15	2	6		1	6	
Total	324	54	138		24	96	36

5. CONTENT OF DISCIPLINE (MODULE)

Section 1. Propaedeutics of childhood diseases

Topic 1. Introduction to propaedeutics. History of domestic pediatrics.

Content: The history of pediatrics, the organization of the protection of motherhood and childhood in our country. The role of a general practitioner in improving the health of the child population, in preventing morbidity and reducing infant mortality. Periods of childhood.

Topic 2. Acquaintance with the organization and principles of work in a children's hospital.

Contents of the topic: Features of collecting anamnesis in children and parents. Anamnesis collection technique. Evaluation of the data.

Topic 3. Periods of childhood. Physical and mental development of children.

Topic content: Laws of increasing body mass and length, other parameters. Age-related features, semiotics of violations. Assessment of neuropsychic development.

Topic 4. General examination of a healthy and sick child.

Content: General examination of a healthy and sick child. APF and skin research methodology. Subcutaneous adipose tissue of the lymph nodes, musculoskeletal system. Semiotics of violations.

Topic 5. APF respiratory and circulatory organs.

Content of the topic: Anatomical and physiological features of respiratory and circulatory organs.


Inspection Technique. Functional tests. Semiotics of the main lesions.

Topic 6. Features of hematological poiesis in children.

Contents of the topic: Features of blood formation in children. Peripheral blood counts depending on age. Assessment of blood tests. Semiotics of the main lesions.

Topic 7. Anatomical and physiological features of the digestive and urinary system.

The content of the topic: Anatomical and physiological features of the digestive and urinary or-

Министерство науки и высшего образования РФ Ульяновский государственный университет	Форма	
Ф-Рабочая программа дисциплины		

gans. Inspection Technique. Semiotics of the main lesions. Assessment of urine tests, coprograms.

Topic 8. Feeding: natural, mixed, artificial.

Topic content: The advantage of natural feeding. Hypogalactia: preventive measures, stimulation of lactation. Description of milk formulas. Artificial, mixed feeding. Ways of calculating nutrition. Dates and rules for the introduction of feed.

Section 2. Neonatology

Topic 1. Problems of neonatology.

Topic content: Infant mortality and ways to reduce it: solving the problem of miscarriage, family planning program, improving perinatal diagnosis. Premature baby. The structure of the incidence of newborns.

Topic 2. The newborn.

Content: Physiology, signs of full-term. Apgar scale. Technique for the care of newborns. Prematurity. Causes of miscarriage, clinical signs, peculiarity of care. Organization of departments of newborns and premature

Topic 3. Intrauterine infections

Content: Intrauterine infections CMV, herpes, chlamydia, toxoplasmosis. Sepsis is bacterial.

Topic 4. Hemolytic disease of the newborn.

Content: hemolytic disease of the newborn. Definition, causes and predisposing factors. Pathogenesis, clinic, diagnosis and treatment.

Topic 5. Pathology of the neonatal period.

Contents of the topic: Pathology of the neonatal period. Perinatal damage to the central nervous system of hypoxic-traumatic genesis (brain and spinal cord).

Section 3. Diseases of young children

Topic 1. Rickets and rickets-like diseases

Content: Etiology and pathogenesis of rickets, features of the clinical picture and the current course of rickets. Rickets-like diseases. Diagnosis, differential diagnosis with tubulopathies and rickets-like diseases. Hypervitaminosis D. Principles of treatment and prevention.

Topic 2. Iron deficiency anemia.

Contents of the topic: Iron deficiency anemia. Clinic, hematological diagnostics. Differential diagnosis with other types of anemia. Treatment, prevention.

Topic 3. Chronic eating disorders.

Content: **Chronic** eating disorders in children. Etiology, pathogenesis, specific gravity in the pathology of children in modern conditions. Characterization of various forms of trophic disorders, principles of treatment and prevention.

Topic 4. Allergic, lymphatic-hypoplastic, neuro-arthritis diathesis.

Contents of the topic: Definition of "diathesis". Allergic, lymphatic-hypoplastic, neuro-arthritis diathesis. Etiopathogenesis, clinic, diagnosis and treatment of various diathesis.

Topic 5. Congenital heart defects.

Contents of the topic: Clinic, diagnosis, treatment. Acute and chronic cardiovascular failure. Etiology, pathogenesis, clinic, treatment program.


Section 4. Diseases of older children

Topic 1. Acute pneumonia in children

Contents of the topic: Acute pneumonia. The role of acute and respiratory diseases and bacterial infections in the development of pneumonia, development mechanisms. Clinical forms, complications, principles of treatment and prevention.

Topic 2. Bronchial asthma

Content: Bronchial asthma and chronic bronchopulmonary diseases. Etiology, pathogenesis. Features of the clinic. Diagnostics. Differential diagnosis, treatment, prevention. Asthmatic sta-

Министерство науки и высшего образования РФ Ульяновский государственный университет	Форма	
Ф-Рабочая программа дисциплины		

tus. Emergency care for an attack of bronchial asthma, asthmatic status.

Topic 3. Bronchitis in children

Content: bronchitis in children of various ages. Acute simple and obstructive bronchitis in children. Classification. Etiology, pathogenesis, clinic, treatment.

Topic 4. Acute rheumatic fever.

Subject matter: Acute rheumatic fever. Etiopathogenesis. Clinic. Diagnostic criteria. Stages of treatment. Primary and secondary prevention. Dispensary observation.

Topic 5. Diffuse connective tissue diseases

Contents of the topic: Diffuse diseases of the connective tissue. Features of the course of systemic lupus erythematosus, dermatomyositis, systemic scleroderma in children. Juvenile rheumatoid arthritis. Etiopathogenesis of the disease, clinic, diagnosis, differential diagnosis. Treatment. Modern concepts of etiology and pathogenesis. Features of the clinic and course. Differential diagnosis. The principles of treatment. Forecast.

Topic 6. Leukemia

Contents of the topic: Leukemia. Options for acute leukemia in children. Clinic and diagnosis of acute leukemia in childhood. Clinical "masks" of leukemia. Diagnosis, differential diagnosis. The role of additional research methods. The principles of treatment.

Topic 7. Hemorrhagic diathesis and systemic vasculitis.

Content of the topic: Hemorrhagic diathesis and systemic vasculitis.

Etiology, pathogenesis and clinical manifestations of individual forms of hemorrhagic diathesis and systemic vasculitis. Features of the course in children. The principles of treatment.

Topic 8. Diseases of the urinary system. Acute and chronic glomerulonephritis and pyelonephritis. The main syndromes. Differential diagnosis. Treatment, prophylaxis. Features of the course of pyelonephritis in young children.

Topic 9. Diseases of the gastrointestinal tract in children.

Content: Gastritis, duodenitis, peptic ulcer. Biliary dyskinesia. Modern methods of clinical, instrumental and laboratory diagnostics. The principles of treatment. Cholecystitis. Pancreatitis. Biliary dyskinesia. Modern methods of clinical, instrumental and laboratory diagnostics. The principles of treatment.

Topic 10. "Common infections":

Content of the topic: Major infections: measles, rubella, scarlet fever, chickenpox. Etiopathogenesis, epidemiology, clinic, differential diagnosis between infections accompanied by rashes. Treatment and prevention.

Topic 11. Airborne infections:

Content: Airborne infections: Whooping cough, mumps. Diphtheria. Clinic, diagnosis, treatment and prevention. Emergency care for apnea in a patient with whooping cough.

Topic 12. Intestinal infections.

Contents of the topic: Intestinal infections. Etiology, pathogenesis, forms of acute intestinal infections in children. Dehydration syndrome. Emergency treatment. Principles for the treatment of intestinal infections. Rehydration therapy. Prevention

Topic 13. Meningococcal infection in children.


Contents of the topic: Meningococcal infection in children. Classification of meningococcal infections in children. Clinical forms and complications. Differential diagnosis of meningococcal meningitis with meningitis of another etiology. Emergency care for toxic shock and cerebral edema. Treatment and prevention.

Section 5. Clinic

Topic 1. Polyclinic: patronage of newborns and infants.

Contents of the topic: Clinic: patronage of newborns and infants.

Technique of care and feeding of newborns. Signs of full-term. The mode of rest and nutrition of the nursing mother.

Министерство науки и высшего образования РФ Ульяновский государственный университет	Форма	
Ф-Рабочая программа дисциплины		

Topic 2. Clinic: organization of work of departments.

Contents of the topic: Clinic: patronage of newborns and infants.

Work in the office of a healthy child and at a reception. Clinical examination of children. Health Groups. Site documentation.

Topic 3. Clinic: work in the vaccination room, documentation.

Content: Clinic: work in the vaccination room, documentation.

Vaccination calendar. Complications after vaccinations. Treatment of post-vaccination complications.

6. TOPICS OF PRACTICAL AND SEMINAR ACTIVITIES

Section 1. Propaedeutics of childhood

Topic 1. Periods of childhood. Physical and mental development of children.

Questions to the topic:

1. Childhood periods
2. The laws of increasing mass and body length, other parameters.
3. Assessment of physical development.
4. Embryogenesis of the nervous system
5. Assessment of neuropsychic development.
6. Age features of physical and neuropsychic development
7. Semiotics of disorders of physical and neuropsychic development.
8. Assessment of neuropsychic development.

Topic 2. General examination of a healthy and sick child.

Questions to the topic:

1. General examination of a healthy and sick child.
2. APF O and methods of skin research.
3. APF and methods for the study of subcutaneous fat,
4. APF and research methods l / nodes,
5. APF and a technique for studying the skeletal system.
6. APF and methods for studying the muscular system.
7. Semiotics of violations.

Topic 3. APF of respiratory and circulatory organs.

Questions to the topic:

1. Respiratory embryogenesis
2. APF of the respiratory system in children and adolescents
3. Embryogenesis of CVS
4. Age features of CVS
5. Methods of examination of the respiratory system.
6. Methodology for the examination of CVS.
7. Functional tests.
8. Semiotics of the main lesions.


Topic 4. Features of hematopoiesis in children.

Questions to the topic:

1. Features of hematopoiesis in children at different age periods.
2. APF of hematopoietic organs.
3. Standards of peripheral blood, depending on age.
4. Evaluation of blood tests.
5. Semiotics of the main lesions of the hematopoietic system.
6. Inspection technique.

Topic 5. APF of the digestive and urinary organs.

Questions to the topic:

Министерство науки и высшего образования РФ Ульяновский государственный университет	Форма	
Ф-Рабочая программа дисциплины		

1. Embryogenesis and APF of the digestive system
2. Embryogenesis and Apoorgan urination.
3. The survey technique.
4. Semiotics of the main lesions.
5. Evaluation of urine tests, coprograms and other research methods.

Theme 6. Feeding: natural, mixed, artificial.

Questions to the topic:

1. The principles of rational feeding of children.
2. The advantage of natural feeding.
3. Hypogalactia: preventive measures.
4. Lactation, stimulation of lactation.
5. Artificial feeding of children.
6. Mixed feeding, indications and rules of conduct.
7. Characteristics of milk formulas.
8. Features of feeding premature babies.

Section 2. Neontology

Topic 1. A newborn baby.

Questions to the topic:

1. Physiology, signs of full-term.
2. Apgar scale.
3. Technique for the care of newborns.
4. Prematurity. Reasons for miscarriage,
5. Clinical signs of prematurity.
6. Features of care for premature babies.
7. Organization of departments of newborns and premature babies.

Topic 2. Hemolytic disease of the newborn.

Questions to the topic:

1. Definition of hemolytic disease of the newborn.
2. Reasons and predisposing factors.
3. The pathogenesis of hemolytic disease of the newborn,
4. Classification of hemolytic disease of the newborn
5. Clinic of hemolytic disease of the newborn,
6. Diagnostics
7. Treatment.
8. Prevention of HDN.

Section 3. Diseases of young children

Topic 1. Rickets.


Questions to the topic:

1. Definition of rickets
2. Etiology and predisposing factors in the occurrence of rickets.
3. pathogenesis of rickets.
4. Clinical and laboratory changes.
5. Diagnostics.
6. Difdiagnosis with tubulopathies and rickets-like diseases.
7. The concept of hypervitaminosis "D".
8. Drawing up a treatment and prevention plan.

Topic 2. Iron deficiency anemia.

Questions to the topic:

1. Definition of IDA
2. Etiology and predisposing factors in the occurrence of IDA

Министерство науки и высшего образования РФ Ульяновский государственный университет	Форма	
Ф-Рабочая программа дисциплины		

3. IDA pathogenesis
4. Clinical and laboratory changes IDA.
5. Hematological diagnostics.
6. Differential diagnosis with other types of anemia.
7. Treatment
8. Prevention.

Topic 4. Congenital heart diseases.

Questions to the topic:

1. Definition of IPN
2. Causes and predisposing factors in the development of CHD.
3. The pathogenesis of CHD.
4. Modern classification.
5. Features of the CHD clinic in children.
6. Diagnosis, differential diagnosis of CHD.
7. Treatment of CHD and complications.
8. Acute and chronic cardiovascular failure.
9. Etiology, pathogenesis of CVS.
10. Clinic CVS, treatment program.

Section 4. Diseases of older children

Topic 1. Acute pneumonia.

Questions to the topic:

1. Definition of acute pneumonia.
2. Causes and predisposing factors in the development of the disease.
3. The pathogenesis of acute pneumonia.
4. Modern classification.
5. Features of the clinic in children of different ages.
6. Diagnosis, differential diagnosis.
7. Treatment of acute pneumonia and complications.
8. Acute respiratory failure. Urgent Care.

Topic 2. Bronchial asthma and chronic bronchopulmonary diseases.


Questions to the topic:

1. Determination of bronchial asthma and chronic non-specific lung diseases.
2. Causes and predisposing factors in the development of the disease.
3. The pathogenesis of bronchial asthma .
4. Modern classification.
5. Features of the clinic in children of different ages.
6. Diagnosis, differential diagnosis
7. Treatment of bronchial asthma at the present stage.
8. Asthmatic status.
9. Emergency care for an attack of bronchial asthma, asthmatic status.

Topic 4. Acute rheumatic fever.

Questions to the topic:

1. Definition of acute rheumatic fever.
2. Causes and predisposing factors in the development of the disease.
3. The pathogenesis of acute rheumatic fever.
4. Modern classification and change of terminology.
5. Features of the clinic in children of different ages.
6. Diagnosis, differential diagnosis.
7. Diagnostic criteria.
8. Stages of treatment.

Министерство науки и высшего образования РФ Ульяновский государственный университет	Форма	
Ф-Рабочая программа дисциплины		

9. Primary and secondary prevention.

10. Clinical observation.

Topic 6. Leukemia.

Questions to the topic:

1. Definition of acute leukemia.
2. Causes and predisposing factors in the development of the disease.
3. Theories of the occurrence of acute leukemia.
4. The pathogenesis of acute leukemia.
5. Modern classification.
6. Features of the clinic in children of different ages.
7. Diagnosis, differential diagnosis.
8. Treatment program for acute leukemia.
9. Forecast.

Topic 7. Hemorrhagic diathesis.

Questions to the topic:

1. Definition of hemodialysis.
2. Causes and predisposing factors in the development of the disease.
3. The pathogenesis of hemovascularitis, hemophilia, thrombocytopenic purpura.
4. Modern classification.
5. Features of the clinic in children of different ages.
6. Diagnosis, differential diagnosis.
7. The treatment of hemophilia at the present stage.
8. Treatment and prevention of hemorrhagic vasculitis.
9. Treatment and prevention of thrombocytopenic purpura.

Topic 8. Diseases of the urinary system.


Questions to the topic:

1. Determination of acute and chronic pyelonephritis and glomerulonephritis.
2. Causes and predisposing factors in pyelonephritis and glomerulonephritis.
3. The pathogenesis of pyelonephritis.
4. The pathogenesis of glomerulonephritis.
5. Modern classification.
6. Features of the clinic in children of different ages.
7. Urinary syndrome.
8. Diagnosis, differential diagnosis of kidney disease.
9. Treatment of pyelonephritis and glomerulonephritis.
10. Clinical observation.

Topic 9. Gastrointestinal diseases.

Questions to the topic:

1. Definition of acute and hr. gastritis, duodenitis, gastric ulcer and 12 duodenal ulcer.
2. Causes and predisposing factors in the development of gastrointestinal disease.
3. The pathogenesis of acute and hr. gastritis, duodenitis, gastric ulcer and 12 duodenal ulcer.
4. Modern classification.
5. Features of the clinic in children of different ages.
6. Diagnosis, differential diagnosis.
7. Treatment of acute and hr. gastritis, duodenitis, gastric ulcer and 12 duodenal ulcer.
8. Prevention and follow-up
9. Definition of acute and hr. pancreatitis, cholecystitis
10. Causes and predisposing factors in the development of gastrointestinal disease.
11. The pathogenesis of acute and chronic pancreatitis, cholecystitis, biliary dyskinesia.
12. Modern classification.

Министерство науки и высшего образования РФ Ульяновский государственный университет	Форма	
Ф-Рабочая программа дисциплины		

13. Features of the clinic in children of different ages.
14. Diagnosis, differential diagnosis.
15. Treatment of acute and hr. gastritis, duodenitis, gastric ulcer and 12 duodenal ulcer.
16. Prevention and follow-up

Topic 10. Rash infections: measles, rubella, scarlet fever, chicken pox.

Questions to the topic:

1. Etiopathogenesis of measles, rubella, scarlet fever, chicken pox.
2. Epidemiology of rash infections.
3. Clinic of measles, rubella, scarlet fever, chicken pox.
4. Treatment of measles, rubella, scarlet fever, chicken pox.
5. Specific and nonspecific prevention.
6. Activities at the site of infection.

Topic 11. Airborne droplets infections: whooping cough, epiparotitis, diphtheria.

Questions to the topic:

1. Etiology and epidemiology of whooping cough.
2. Etiology and epidemiology of mumps.
3. Pathogenesis of pertussis and mumps.
4. Clinic of whooping cough and its complications.
5. Clinic and complications of mumps.
6. Diagnosis and differential diagnosis of airborne infections.
7. Treatment and prevention.
8. Emergency care for apnea in a patient with whooping cough.
9. Etiopathogenesis of diphtheria.
10. Epidemiological features of diphtheria at the present stage.
11. Classification of diphtheria.
12. Clinic of diphtheria.
13. Diagnosis and differential diagnosis.
14. Events in epid. hearth.
15. Treatment.

Topic 12. Acute intestinal infections.

Questions to the topic:

1. Etiology and epidemiology of acute intestinal infections at the present stage.
2. Etiopathogenesis.
3. Clinical forms of AII.
4. Complications.
5. Criteria for the degree of dehydration.
6. Treatment of AII
7. Prevention of AII.
8. Indications for hospitalization.
9. Anti-epidemic measures in the focus of acute intestinal infections.


Section 4. Clinic

Topic 1. Polyclinic: patronage of newborns and infants.

Questions to the topic:

1. Signs of full-term.
2. Transitional conditions of newborn children.
3. Technique for caring for newborns.
4. Feeding the newborn.
5. The mode of rest and nutrition of the nursing mother.

Topic 2. Clinic: work in the vaccination room, documentation.

Министерство науки и высшего образования РФ Ульяновский государственный университет	Форма	
Ф-Рабочая программа дисциплины		

Questions to the topic:

1. The structure and organization of the vaccination room.
2. The vaccination calendar.
3. Absolute contraindications for vaccination.
4. Relative contraindications to vaccination.
5. Types of vaccines.
6. Complications after vaccinations.
7. Treatment of vaccine-related complications.

7. LABORATORY WORKS, PRACTICES

This type of work is not provided by AP.

8. SUBJECT OF COURSE, CONTROL WORKS, ABSTRACTS

The purpose of writing essays is an independent study of issues that are not included in the lecture course and the topics of practical classes.

The objectives of the study are to identify a modern vision of the problem of the etiology and pathogenesis of childhood diseases. To highlight the features of the clinic at the present stage, their diagnosis and treatment.


The abstracts should contain a plan of the problem being studied, which reflects the definition, etiopathogenesis, classification, clinic, diagnosis and differential diagnosis, treatment, prevention.

Abstracts should be issued on sheets of A4 format, font 14, spacing 1.5, a volume of 5-16 pages. Questions submitted for independent study are included in the test control and final state certification.


1. Purulent-inflammatory diseases of the skin and navel in newborns
2. Sepsis of the newborn.
3. Cystic fibrosis. Pathogenesis, clinic, diagnosis, treatment.
4. Coma in children (hepatic, hyperglycemic, hypoglycemic)
5. Tuberculosis in children. Etiopathogenesis, clinic, diagnosis, treatment.
6. AIDS in children. Etiopathogenesis, clinic, diagnosis, treatment.
7. A. viral hepatitis A, B, C, D.
8. Helminthic infestations (ascariasis, enterobiosis, trichocephalosis, opisthorchiasis, tape)
9. Poisoning in children (carbon monoxide poisoning, FOS, turpentine, drugs, alcohol).

9. LIST OF QUESTIONS FOR THE EXAM


1. Actual problems of neonatology. Infant mortality, its types, causes of infant mortality. Measures to reduce infant mortality.
2. Periods of childhood. Features of the neonatal, nursing, preschool and school periods.
3. The physical development of young children. The laws of mass growth and growth. Semiotics of physical development disorders. Survey methods. Indices of development harmony.
4. The concept of acceleration and retardation. Acceleration Theories. Clinical signs of acceleration and retardation.
5. Neuropsychic development of children of the first year of life. Survey methods. Semiotics of defeats.
6. Anatomical and physiological characteristics of the skin, subcutaneous fat. Survey methods. Semiotics of lesions and examination features.
7. Anatomical and physiological features of the bone and muscle system. Methodology of the survey. Semiotics of the main lesions.
8. Anatomical and physiological characteristics of the respiratory system in children. Meth-

Министерство науки и высшего образования РФ Ульяновский государственный университет	Форма	
Ф-Рабочая программа дисциплины		

- ods of examination of the respiratory system in children. Semiotics of defeats.
9. Anatomical and physiological characteristics of the cardiovascular system in a child. Methods of examination of the cardiovascular system. Semiotics of defeats.
 10. Anatomical and physiological characteristics of the gastrointestinal tract in children. Examination methods and semiotics of the main lesions.
 11. Anatomical and physiological features of the urinary system in children. Methods of clinical and paraclinical examination. Semiotics of defeats.
 12. The program of paraclinical examination of a child with pathology of the urinary system. Assessment of urine analysis of a healthy child, Zimnitsky's test. The concept of radioisotope renography, Reberg-Tareev test, cystoscopy.
 13. Anatomical and physiological characteristics of the lymphatic system in children. Rules for examining lymph nodes, semiotics of lesions.
 14. Screening program for children with suspected blood diseases. Semiotics of blood diseases. Evaluation of a blood test and bone marrow of a healthy child.
 15. Natural feeding of children. Definition The advantage of natural feeding. Characteristics of human milk. Types and timing of the introduction of complementary foods. Calculation of nutrition.
 16. Mixed feeding. Terms of introduction and types of complementary foods. Rules for the introduction of feed. The need for proteins, fats, carbohydrates in the quarters of the first year of life.
 17. Artificial feeding. Definition Mixtures for feeding children, their types, characteristics. Methods of calculating nutrition for artificial feeding, timing of the introduction of complementary foods.
 18. Full-term baby. Reflexes of the newborn. Borderline conditions of newborn children.
 19. Premature and immature baby. Signs of prematurity and immaturity. Stages of nursing.
 20. Patronage of a newborn in the area. Features of the transition period. Boundary states.
 21. Birth injury to the brain and spinal cord in a newborn. Clinic, topical diagnostics, treatment, rehabilitation, prognosis.
 22. Hypoxic-ischemic brain damage in the newborn. Etiology, pathogenesis. Classification. Clinical and neurological characteristic. Treatment.
 23. Early and late anemia in premature infants. Etiology, pathogenesis, clinic, diagnostics, treatment.
 24. TORCH syndrome in newborns. Features of the clinic. Laboratory diagnostics.
 25. Principles of medical examination of healthy children after 1 year. Clinical examination of children with somatic diseases. Documentation.
 26. Intrauterine infections: CMV, herpes simplex in newborns. Transmission ways. The clinical picture. Differential diagnosis. Treatment.
 27. Hemolytic disease of the newborn. Etiology. Pathogenesis. Classification of Clinics. Differential diagnosis. Treatment. Complications Forecast.
 28. Infectious diseases of the skin and navel in newborns. Etiology. The clinical picture. Treatment. Prevention
 29. Dystrophy by type of malnutrition. Classification. Clinic, diagnosis, treatment, prophylaxis.
 30. Non-rheumatic carditis in children. Etiology, pathogenesis, clinical presentation, treatment and prevention.
 31. Heart failure in children. Classification. Etiology, pathogenesis. The clinical characteristic. Urgent Care
 32. 1Acute rheumatic fever. Etiology. Pathogenesis. Clinic, diagnostic criteria of Kissel-Johnson-Nesterov, diagnosis, treatment.
 33. . Systemic lupus erythematosus. Clinical and laboratory manifestations. Differential di-

Министерство науки и высшего образования РФ Ульяновский государственный университет	Форма	
Ф-Рабочая программа дисциплины		

- agnosis. The principles of treatment. Dispensary observation.
34. . Juvenile rheumatoid arthritis in children. Etiology, pathogenesis. The clinical picture, diagnosis, treatment.
35. . Bronchial asthma. Predisposing and contributing factors in the occurrence of bronchial asthma. Pathogenesis and clinical picture. Treatment. Prevention
36. Clinical characteristics and characteristics of the course of bronchial asthma in young children. The principles of step therapy for asthma in children
37. Community-acquired pneumonia, etiology, course features, clinical presentation, treatment. Forecast
38. . Nosocomial pneumonia, etiology, course features, clinical presentation, treatment. Forecast.
39. Acute obstructive bronchitis. Etiology. Pathogenesis. Clinic. Diagnostics. Treatment.
40. Rickets. Etiology, pathogenesis, classification, clinic, treatment, prevention.
41. Rickets-like diseases. Clinic. Differential diagnosis. Treatment.
42. Spasmophilia. Etiology, pathogenesis, clinic, diagnosis, treatment.
43. Chronic gastritis in children. Modern ideas about the etiology, pathogenesis. Classification. The clinical picture. Treatment.
44. Biliary dyskinesia. Etiology, pathogenesis. Clinical characteristics, diagnosis, treatment.
45. Peptic ulcer of the stomach and duodenum in children. Etiology, pathogenesis, clinical features, diagnosis and treatment.
46. Acute and chronic cholecystitis. Etiology. Pathogenesis. Clinic. Diagnosis, treatment.
47. Chronic pancreatitis in children. Etiology, pathogenesis. Clinic. Treatment.
48. Acute adrenal insufficiency. Etiology, pathogenesis, clinic. Urgent Care.
49. Thrombocytopenic purpura. Etiology, pathogenesis, clinic. Laboratory diagnosis and treatment.
50. Hemophilia. Etiology, pathogenesis, clinical features, complications, laboratory diagnostics. The principles of treatment.
51. Hemorrhagic vasculitis in children. Etiology, classification, pathogenesis. Features of vascular lesions of the microvasculature in hepatitis B. Clinic, treatment.
52. Acute leukemia in children. Etiology, pathogenesis, morphology. Clinical Syndromes. Diagnostics. Treatment.
53. Iron deficiency anemia. Clinic, diagnosis, treatment, prevention. Features of the course of IDA in young children.
54. Congenital heart defects
55. Congenital heart defects: Fallot disease, transposition of the great vessels, co-arcuation of the aorta.
56. Acute glomerulonephritis. Etiology, pathogenesis, clinic, diagnosis, treatment.
57. Chronic glomerulonephritis. Etiology, pathogenesis, clinic, diagnosis, treatment.
58. . Acute pyelonephritis in young children. Etiology, pathogenesis, classification, features of the clinic, treatment.
59. Chronic pyelonephritis. Etiology, pathogenesis, clinic, diagnosis, treatment.
60. Salmonellosis. Features of the clinical course. Differential diagnosis. Treatment. Prevention
61. Rubella. Etiology. Pathogenesis. The clinical picture. Differential diagnosis. Intrauterine rubella syndrome. Prevention
62. Respiratory viral infections: influenza, parainfluenza. Etiology. Pathogenesis. Features of the clinical picture. The principles of treatment. Prevention
63. Respiratory viral infections: adenoviral and respiratory syncytial infections. Etiology. Pathogenesis. Clinic, diagnostics, treatment. Prevention
64. Enterovirus infections in children. Clinical features. Differential diagnosis with other vi-


Министерство науки и высшего образования РФ Ульяновский государственный университет	Форма	
Ф-Рабочая программа дисциплины		

- ral infections. Treatment. Prevention
 65. Measles. Etiology, epidemiology, pathogenesis, clinic. Differential diagnostics. Treatment, prevention.
 66. Chicken pox: epidemiology, pathogenesis, clinic, diagnosis, treatment. Anti-epidemic measures in the outbreak. Prevention
 67. Mumps. Etiology, epidemiology, pathogenesis. Clinical picture, diagnosis, complications, treatment. Prevention
 68. Whooping cough. Etiology, epidemiology. Complications and their treatment. Specific prophylaxis.
 69. Whooping cough. Etiology, epidemiology, clinic, diagnosis, treatment. Tic prophylaxis.
 70. Scarlet fever. Epidemiology, etiology. Pathogenesis. The clinical picture, complications, treatment. Prevention
 71. Diphtheria: etiology, epidemiology at the present stage. Pathogenesis. Clinic diphtheria pharynx, treatment. Prevention
 72. Dysentery in children. Etiology, pathogenesis, clinic, treatment, prevention.
 73. Meningococcal infection. Etiology, epidemiology, incubation period. Pathogenesis. Meningococcal meningitis. Clinic. Prevention
 74. Rotavirus infection. Etiology, epidemiology, clinic, diagnosis, treatment. Prevention
 75. Intestinal toxicosis and exicosis in children. Types of exsicosis. Clinic, treatment. Pro lactation.
 76. Acute viral hepatitis B. Etiology, pathogenesis, clinical features, treatment. Tic prophylaxis.
 77. Sepsis in children. Etiology. Pathogenesis. Classification. Clinic. Treatment.
 78. The basics of vaccination in childhood. The new vaccination calendar of Russia. Absolute and relative contraindications to vaccinations.
 79. Post-vaccination reactions and complications. Clinic, treatment, preventive measures. Anti-vaccination movement.
 80. Children's clinic. Organization and principle of work. Documentation. Clinical examination of healthy children in the outpatient area.


10. INDEPENDENT WORK OF TRAINERS

Full-time form of education


title of sections and topics	Type of independent work (study of educational material, problem solving, abstract, report, control work, preparation for passing the test, exam, etc.)	Volume in hours	Form of control (verification of the solution of problems, abstract, etc.)
Section I . Propaedeutics of childhood diseases			
1. Introduction to propaedeutics. History of domestic pediatrics.	Study of educational and lecture material, abstract	6	Checking lecture notes, listening to essays
2. Acquaintance with the organization and principles of work in a children's hospital. Features of the collection of history in children and parents. Anamnesis collection technique. Evaluation of the data.	Study of educational and lecture material, abstract	6	Checking lecture notes, listening to essays
7. APF of the digestive and uri-	Study and teaching material	6	Checking

Министерство науки и высшего образования РФ Ульяновский государственный университет	Форма	
Ф-Рабочая программа дисциплины		

nary organs. Inspection Technique. Semiotics of the main lesions. Assessment of urine tests, coprograms, second-hand analyzes.			lecture notes
Section 2. Neonatology.			
1. Problems of neonatology. Infant mortality and ways to reduce it: solving the problem of miscarriage, family planning program, improving perinatal diagnosis. Premature baby. The structure of the incidence of newborns.	Study of educational and lecture material, abstract	6	Checking lecture notes, listening to essays
2. Newborn baby: physiology, signs of full-term. Apgar scale. Technique for the care of newborns. Prematurity. Causes of miscarriage, clinical signs, peculiarity of care. Organization of departments of newborns and premature babies.	Study of educational and lecture material, abstract	6	Checking lecture notes, listening to essays
3. Intrauterine infections CMV, herpes, chlamydia, toxoplasmosis. Sepsis is bacterial.	Study of educational and lecture material, abstract	6	Checking lecture notes, listening to essays
5. Pathology of the neonatal period. Perinatal damage to the central nervous system of hypoxic-traumatic genesis (brain and spinal cord).	Study of educational and lecture material, abstract	6	Interviewing
Section 3. Diseases of young children.			
4. Allergic, lymphatic-hypoplastic, neuro-arthritis diathesis.	Study of educational and lecture material, abstract	6	Checking lecture notes, listening to essays
Section 4. Diseases of older children.			
2. Bronchial asthma and chronic bronchopulmonary diseases. Etiology, pathogenesis. Features of the clinic. Diagnostics. Differential diagnosis, treatment, prevention. Asthmatic status. Emergency care for an attack of bronchial asthma, asthmatic status.	Study of educational and lecture material, abstract	6	Checking lecture notes, listening to essays
3. Bronchitis in children of various ages. Acute simple and obstructive bronchitis, diagnosis, therapeutic tactics.	Study of educational and lecture material, abstract	6	Checking lecture notes, listening to essays
5. Diffuse diseases of the connective tissue. Etiology and	Study of educational and lecture material, abstract	6	Checking lecture notes, lis-

Министерство науки и высшего образования РФ Ульяновский государственный университет	Форма	
Ф-Рабочая программа дисциплины		

pathogenesis. Features of the course of systemic lupus erythematosus, dermatomyositis, systemic scleroderma in children. Juvenile rheumatoid arthritis.			tening to essays
6 .. Leukemia. Classification. Etiopathogenesis. Clinical "masks", examination methods. Treatment. Forecast.	Study and teaching material	6	Checking lecture notes
9. Diseases of the gastrointestinal tract in children. Acute and chronic gastritis, duodenitis, peptic ulcer of the stomach and duodenum, pancreatitis, cholecystitis, biliary dyskinesia. Etiopathogenesis. Clinic. Diagnostics. Treatment.	Study and teaching material	6	Checking lecture notes
12. AII. Epidemiology. Etiopathogenesis. Clinical forms. Complications Criteria for the degree of dehydration. Treatment, prevention.	Study and teaching material	6	Checking lecture notes
Section 5. Clinic.			
1. Clinic: patronage of newborns and infants. Technique of care and feeding of newborns. Signs of full-term. Mode of rest and nutrition of a nursing mother.	Study and teaching material	6	Checking lecture notes
3. Work in the vaccination room, documentation. Vaccination calendar. Complications after vaccinations. Treatment of post-vaccination complications.	Study and teaching material	6	Checking lecture notes

Министерство науки и высшего образования РФ Ульяновский государственный университет	Форма	
Ф-Рабочая программа дисциплины		

11. УЧЕБНО-МЕТОДИЧЕСКОЕ И ИНФОРМАЦИОННОЕ ОБЕСПЕЧЕНИЕ ДИСЦИПЛИНЫ

а) Список рекомендуемой литературы

Основная

1. Геппе Н.А., Детские болезни [Электронный ресурс]: учебник / Геппе Н.А. - М. : ГЭОТАР-Медиа, 2018. - 760 с. - ISBN 978-5-9704-4470-2 - Режим доступа: <http://www.studentlibrary.ru/book/ISBN9785970444702.html>
2. Геппе Н.А., Педиатрия : учебник / Под ред. Н.А. Геппе. - М. : ГЭОТАР-Медиа, 2009. - 432 с. - ISBN 978-5-9704-1059-2 - Режим доступа : <https://www.studentlibrary.ru/book/ISBN9785970410592.html>

Дополнительная

1. Педиатрия [Электронный ресурс] : журнал им. Г.Н. Сперанского : научно-практический журнал / Междунар. фонд охраны здоровья матери и ребенка. - Москва, 2017-2020. - ISSN 0031-403X. - Режим доступа: <https://dlib.eastview.com/browse/udb/12>
2. Интерпретация лабораторных данных у детей и взрослых : руководство для студентов, клин. ординаторов, клин. интернов, врачей-лаборантов, практик. врачей / А. И. Кусельман [и др.]; под ред. А. И. Кусельмана; УлГУ, ИМЭиФК. - 2-е изд., испр. и доп. - Ульяновск : УлГУ, 2014. - 260 с. - URL: <http://lib.ulsu.ru/MegaPro/Download/MObject/45>
3. Кильдиярова Р.Р., Лабораторные и функциональные исследования в практике педиатра [Электронный ресурс] / Р.Р. Кильдиярова - 3-е изд., перераб. и доп. - М. : ГЭОТАР-Медиа, 2015. - 192 с. - ISBN 978-5-9704-3391-1 - Режим доступа: <http://www.studentlibrary.ru/book/ISBN9785970433911.html>

Учебно-методическая


1. Пруцкова Е. В. Учебно-методические указания для организации самостоятельной работы студентов по дисциплине "Педиатрия" / Е. В. Пруцкова; УлГУ, Мед. фак., Каф. педиатрии. - Ульяновск : УлГУ, 2019. - Загл. с экрана; Неопубликованный ресурс. - Электрон. текстовые дан. (1 файл : 313 КБ). - Текст : электронный. - <http://lib.ulsu.ru/MegaPro/Download/MObject/1511>
2. Пруцкова Е. В. Учебно-методические указания для студентов по дисциплине "Педиатрия" / Е. В. Пруцкова; УлГУ, Мед. фак., Каф. педиатрия. - Ульяновск : УлГУ, 2019. - Загл. с экрана; Неопубликованный ресурс. - Электрон. текстовые дан. (1 файл : 283 КБ). - Текст : электронный. - <http://lib.ulsu.ru/MegaPro/Download/MObject/1512>

Согласовано:

И. Библиотечкарь
Должность сотрудника научной библиотеки

ФИО

подпись дата

Министерство науки и высшего образования РФ Ульяновский государственный университет	Форма	
Ф-Рабочая программа дисциплины		

б) Программное обеспечение

Система «Антиплагиат.ВУЗ»

ОС MicrosoftWindows

MicrosoftOffice 2016

«МойОфис Стандартный»

Автоматизированная информационная система «Витакор РМИС»

Statistica Basic Academic for Windows 10

в) Профессиональные базы данных, информационно-справочные системы

1. Электронно-библиотечные системы:

1.1. **IPRbooks** [Электронный ресурс]: электронно-библиотечная система / группа компаний Ай Пи Эр Медиа. - Электрон. дан. - Саратов, [2019]. - Режим доступа: <http://www.iprbookshop.ru>.

1.2. **ЮРАЙТ** [Электронный ресурс]: электронно-библиотечная система / ООО Электронное издательство ЮРАЙТ. - Электрон. дан. - Москва, [2019]. - Режим доступа: <https://www.biblio-online.ru>.

1.3. **Консультант студента** [Электронный ресурс]: электронно-библиотечная система / ООО Политехресурс. - Электрон. дан. - Москва, [2019]. - Режим доступа: <http://www.studentlibrary.ru/pages/catalogue.html>.

1.4. **Лань** [Электронный ресурс]: электронно-библиотечная система / ООО ЭБС Лань. - Электрон. дан. - С.-Петербург, [2019]. - Режим доступа: <https://e.lanbook.com>.

1.5. **Znanium.com** [Электронный ресурс]: электронно-библиотечная система / ООО Знаниум. Электрон. дан. - Москва, [2019]. - Режим доступа: <http://znanium.com>.

2. **КонсультантПлюс** [Электронный ресурс]: справочная правовая система. / Компания «Консультант Плюс» - Электрон. дан. - Москва: КонсультантПлюс, [2019].

3. **База данных периодических изданий** [Электронный ресурс]: электронные журналы / ООО ИВИС. - Электрон. дан. - Москва, [2019]. - Режим доступа: <https://dlib.eastview.com/browse/udb/12>.

4. **Национальная электронная библиотека** [Электронный ресурс]: электронная библиотека. - Электрон. дан. - Москва, [2019]. - Режим доступа: <https://нэб.рф>

5. **Электронная библиотека диссертаций РГБ** [Электронный ресурс]: электронная библиотека / ФГБУ РГБ. - Электрон. дан. - Москва, [2019]. - Режим доступа: <https://dvs.rsl.ru>.

6. Федеральные информационно-образовательные порталы:

6.1. Информационная система Единое окно доступа к образовательным ресурсам. Режим доступа: <http://window.edu.ru>

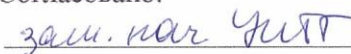
6.2. Федеральный портал Российское образование. Режим доступа: <http://www.edu.ru>

7. Образовательные ресурсы УлГУ:

7.1. Электронная библиотека УлГУ. Режим доступа: <http://lib.ulsu.ru/MegaPro/Web>

7.2. Образовательный портал УлГУ. Режим доступа: <http://edu.ulsu.ru>

Согласовано:


Должность сотрудника УИТиТ


ФИО


подпись дата


12. MATERIAL AND TECHNICAL SUPPORT OF DISCIPLINE::


N p / p	Name of type of education, level of education, profession, specialty, field of study (for vocational education), subtype of further education	The name of the facility confirming the availability of logistics, with a list of basic equipment	The address (location) of the object confirming the availability of material and technical support (indicating the number of such an object in accordance with the technical inventory documents)
	Pediatrics	Classroom 1 for lecture-type classes, seminar-type classes, group and individual consultations, ongoing control and intermediate certification	Ulyanovsk Region, Ulyanovsk, st. Radishcheva, 42 - UODKB

1. MedShow - a program for viewing pictures and drawings
2. Panasonic multimedia projector
 - teaching materials (methodological developments prepared for each lesson)
 - regulatory documents –FGOS-3
 - partition number tables
 - slides, filmstrips, movies: rickets, rickets-like diseases, bronchial asthma, emergency treatment in pediatrics, hemodialysis department.
 - instruments and devices used for practical (laboratory) studies - an ECG meter, blood pressure monitor, height meters, scales, changing table, samples of adapted artificial mixtures, instant milk cereals, canned foods for conducting dietary classes.

13.SPECIAL CONDITIONS FOR STUDENTS WITH DISABLED HEALTH OPPORTUNITIES

- If necessary, students from among persons with disabilities (at the request of the student) may be offered one of the following options for perceiving information, taking into account their individual psychophysical characteristics:
- for persons with visual impairment: in print in large print; in the form of an electronic document; in the form of an audio file (translation of training materials into audio format); in printed form in Braille; individual consultations with the involvement of a tiflos sign language interpreter; individual tasks and consultations;
 - for persons with hearing impairment: in print; in the form of an electronic document; video materials with subtitles; individual consultations involving an interpreter; individual tasks and consultations;
 - for persons with disorders of the musculoskeletal system: in print; in the form of an electronic document; in the form of an audio file; individual tasks and consultations.

Министерство науки и высшего образования РФ Ульяновский государственный университет	Форма	
Ф-Рабочая программа дисциплины		

Developer  Prutskova E. V.
signature position name